

ABV GDC Sunni, Shimla (H.P)

Student Feedback Analysis

Sample Size: 150

Percentage of Students: 25.8%

Question 1: How do you rate the syllabi in their ability to enhance your existing knowledge?

Question 2: How do you rate the extent to which the prescribed content was covered in the class?

Question 3: Did your teacher use an innovative ways to facilitate the learning process in class? How do you rate these methods?

Question 4: The degree of opportunity you got to exercise choice over the subject you are studying?

Question 5: The ability of the curriculum to equip you to see livelihood.

Question 6: The quality of books and other resources available for the prescribed course

Question 7: How adequate were the library and online resources made available by the college in their support of the curriculum?

Question 8: In terms of successfully evaluating knowledge and skills, What you think about testing system?

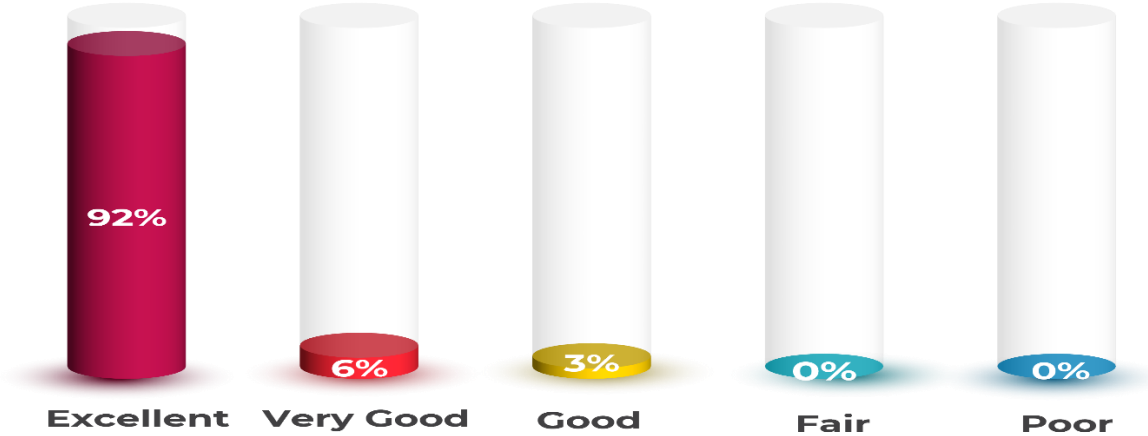
Question 9: In connection between theoretical content and its practical applications to understand the world around has been.

Question 10: My overall learning experience this year has been:

Students Feedback Data (Sample Size-150)										
Ques. NO.	Excellent	%age	Very Good	%age	Good	%age	Fair	%age	Poor	%age
1	138	92.0	9	6	3	2	0	0	0	0
2	143	95.3	4	3	3	2	0	0	0	0
3	126	84.0	12	8	9	6	3	2	0	0
4	147	98.0	3	2	0	0	0	0	0	0
5	134	89.3	10	7	3	2	3	2	0	0
6	129	86.0	6	4	7	5	8	5	0	0
7	134	89.3	7	5	9	6	0	0	0	0
8	120	80.0	22	15	4	3	4	3	0	0
9	120	80.0	15	10	7	5	8	5	0	0
10	120	80.0	22	15	4	3	4	3	0	0

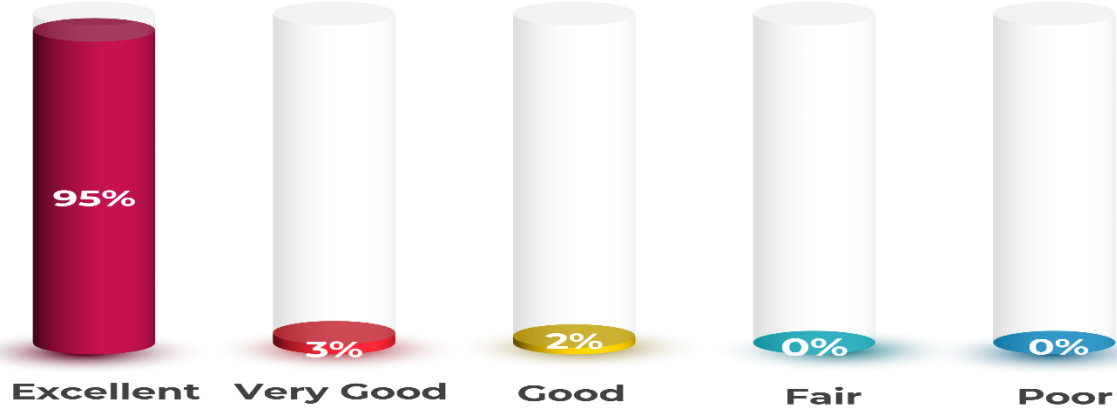
**Student Feedback Survey
ABV Govt. College Sunni, Shimla, H.P**

Ques 1: How do you rate the syllabi in their ability to enhance your existing knowledge



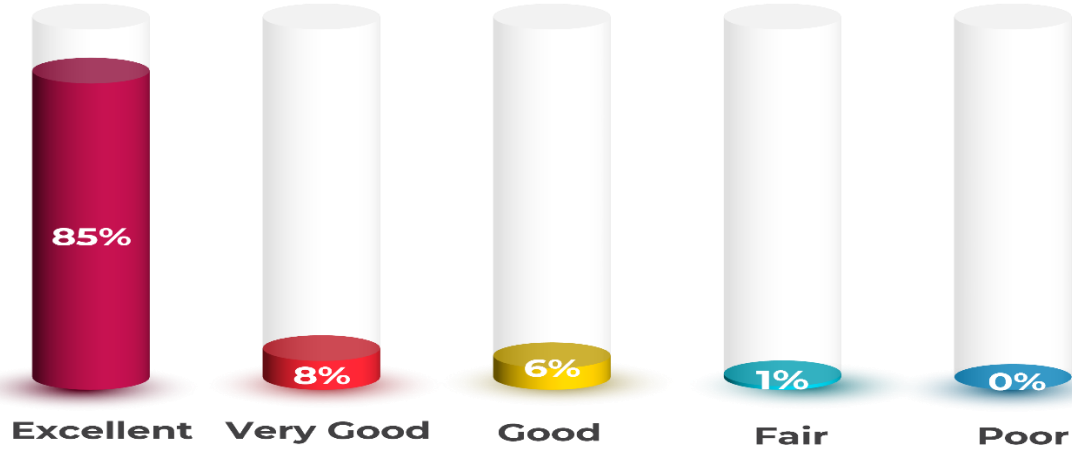
Student Feedback Survey
ABV Govt. College Sunni, Shimla, H.P

Ques 2: How do you rate the extent to which the prescribed content was covered in the class?



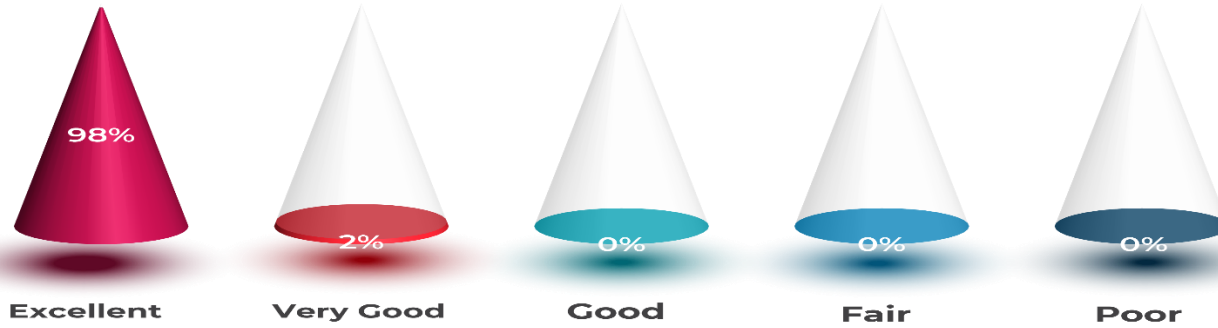
Student Feedback Survey
ABV Govt. College Sunni, Shimla, H.P

Ques 3: Did your teacher use an innovative ways to facilitate the learning process in class? How do you rate these methods?



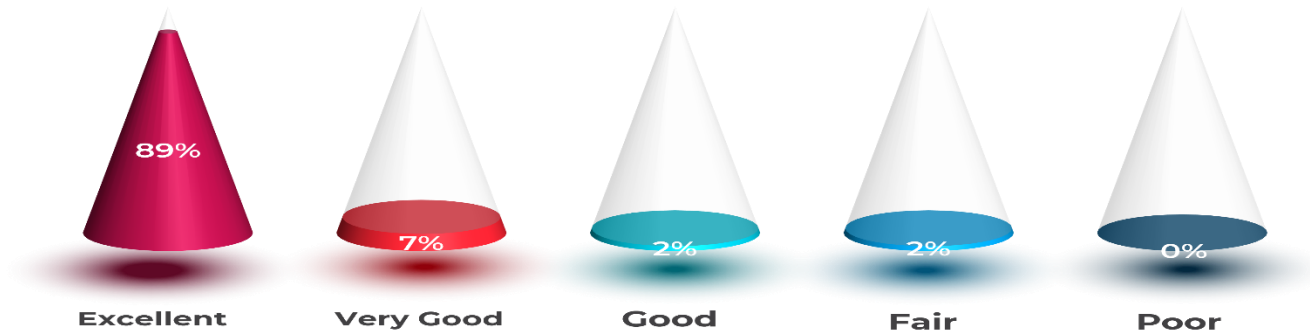
**Student Feedback Survey
ABV Govt. College Sunni, Shimla, H.P**

Ques. 4: The degree of opportunity you got to exercise choice over the subject you are studying?



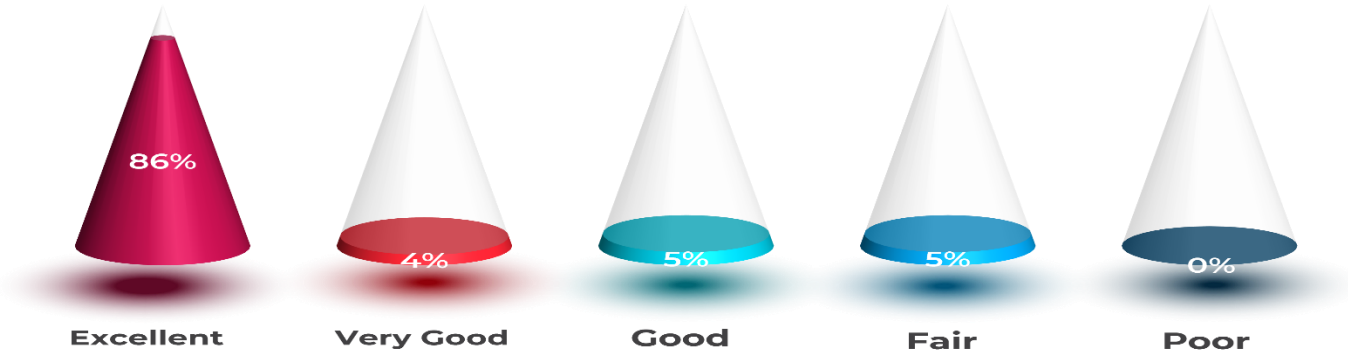
**Student Feedback Survey
ABV Govt. College Sunni, Shimla, H.P**

Ques. 5: The ability of the curriculum to equip you to see livelihood.



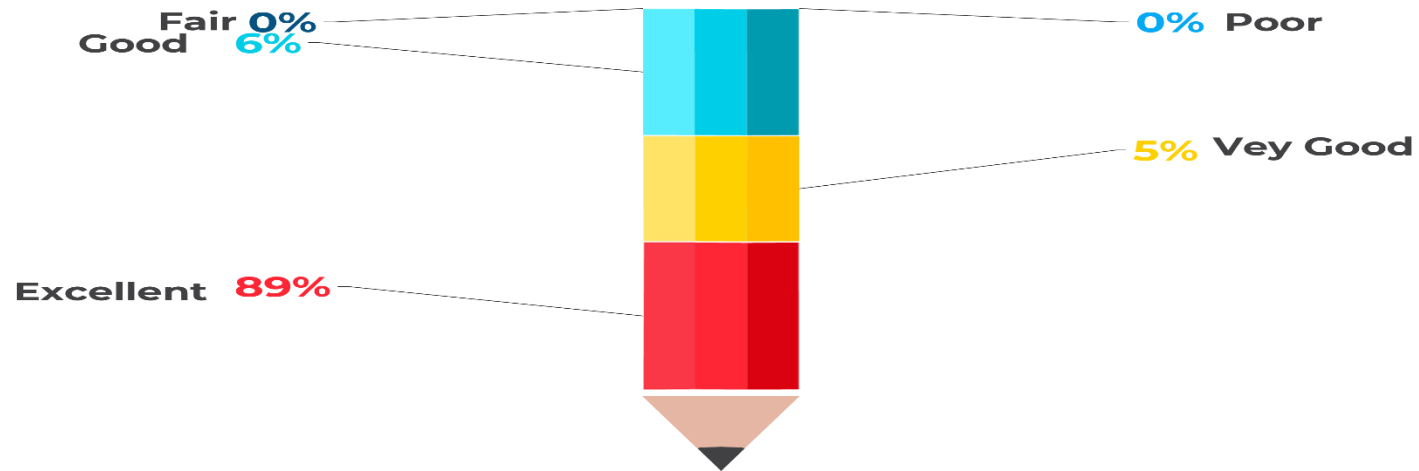
**Student Feedback Survey
ABV Govt. College Sunni, Shimla, H.P**

Ques. 6: The quality of books and other resources available for the prescribed course:



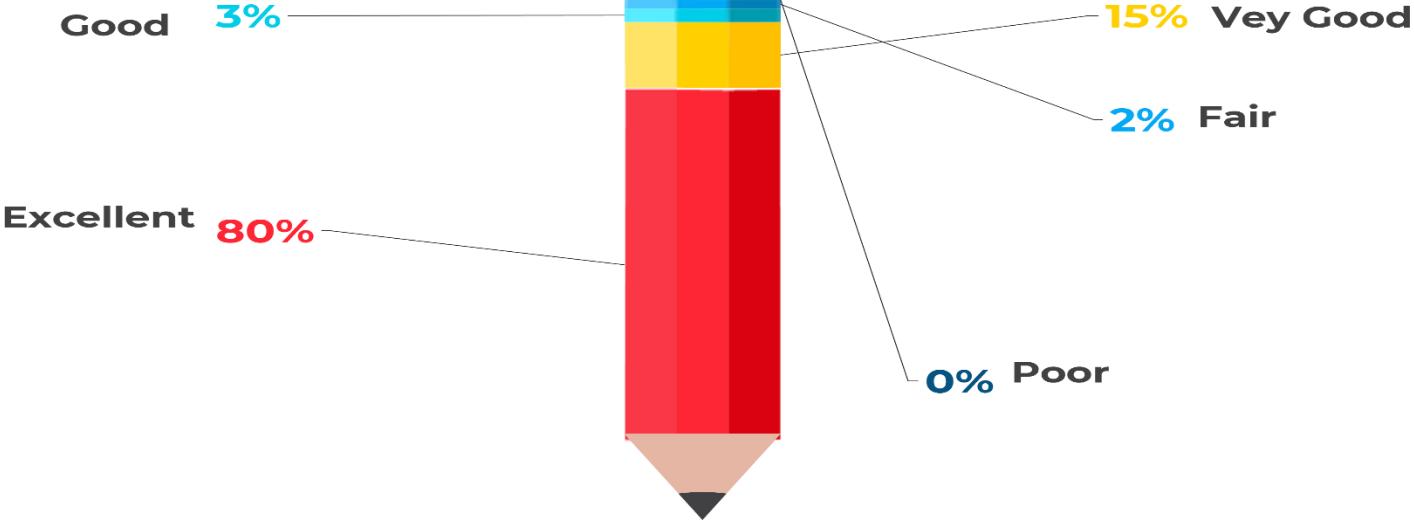
Student Feedback Survey ABV Govt. College Sunni, Shimla, H.P

How adequate were the library and online resources made available by the college in their support of the curriculum?



Student Feedback Survey ABV Govt. College Sunni, Shimla, H.P

Ques 8: In terms of successfully evaluating knowledge and skills,
What you think about testing system?



Student Feedback Survey ABV Govt. College Sunni, Shimla, H.P

In connection between theoretical content and its practical applications to understand the world around has been.



Student Feedback Survey

ABV Govt. College Sunni, Shimla, H.P

Ques 10: My overall learning experience this year has been:

Poor

0%



Fair

2%



Good

3%



Very Good

15%



Excellent

80%



Feedback Analysis:

The student feedback survey from ABV Govt College, Sunni, Shimla (HP) provides insight into various aspects of academic experiences, based on a sample size of 150 students. Here's a brief analysis of the feedback:

Summary of Feedback:

1. Syllabus Enhancement (Q1):

92% of students** rated the syllabus as "Excellent" in enhancing their knowledge, indicating strong satisfaction.

2. Content Coverage (Q2):

95.3% of students rated the extent of syllabus coverage as "Excellent," showing that most students felt the prescribed content was well covered.

3. Innovative Teaching Methods (Q3):

84% of students** found the methods used by teachers to facilitate learning as "Excellent." However, **2%** rated it as "Fair," indicating potential room for improvement in teaching techniques.

4. Subject Choice Opportunity (Q4):

98% of students rated the opportunity to choose subjects as "Excellent," reflecting very high satisfaction with the academic freedom provided.

5. Curriculum's Livelihood Relevance (Q5):

89.3% of students rated the curriculum's ability to equip them for livelihood as "Excellent," but a small portion (2%) found it only "Fair," highlighting some concerns about practical applicability.

6. Availability of Course Materials (Q6):

86% of students rated the quality of books and resources as "Excellent," but 5% felt it was only "Fair," suggesting a need to improve the availability or quality of learning resources.

7. Library and Online Resources (Q7):

89.3% found the library and online resources adequate, with 6% rating it as "Good." No students rated it as "Poor," indicating an overall positive response.

8. Testing and Evaluation System (Q8):

80% of students rated the testing system as "Excellent," while 3% rated it as "Fair." This implies the evaluation process is working well for most but may need refinement for some students.

9. Practical Application of Theoretical Content (Q9):

80% of students rated the connection between theory and practical application as "Excellent," but 5% found it only "Fair," suggesting a possible gap between classroom learning and real-world application.

10. Overall Learning Experience (Q10):

80% of students rated their overall learning experience as "Excellent," with 15% rating it as "Very Good," pointing to overall satisfaction, though some students feel improvements can be made.

Actions Taken:

1. Enhancement in Teaching Methods:

Since a small percentage of students (2%) rated teaching methods as "Fair," more innovative and engaging teaching techniques (e.g., technology-based tools, interactive sessions) were introduced in the teaching learning process.

2. Improved Resource Availability:

The 5% of students rated the availability of books and resources as "Fair". More access to updated textbooks and online materials were provided and Library was made accessible 24 hours to students.

3. Practical Applications

To bridge the gap between theory and practical knowledge, more hands-on experiments and demonstrations were introduced.

4. Evaluation Methods:

Discussed the possible revision in the testing system to make it more inclusive and reflective of different learning styles, which could help the small percentage of students (3%) who are not fully satisfied.

By addressing these areas, ABV Govt College can further enhance the overall academic experience for its students.